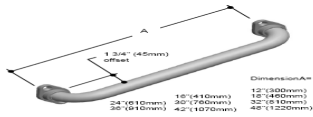




February 2010
LIST PRICE SHEET

Authorized Dealer: Accessible Environments, Inc.
(800) 643-5906 - call to order
www.acesinc.com
7151 Richmond Road, Suite 403
Williamsburg, Virginia 23188



1" DIAMETER CHROME STRAIGHT GRAB BARS

MODEL NUMBER AND SIZE

DESCRIPTION	01-1112 12"	01-1116 16"	01-1118 18"	01-1124 24"	01-1130 30"	01-1132 32"	01-1136	01-1142	01-1148
Smooth Exposed (SL)	37.34	38.16	39.12	42.26	45.31	46.61	49.94	54.29	58.01
Knurled Exposed (KL)	39.56	41.34	42.60	46.66	51.92	54.12	57.39	63.85	69.12
Smooth Exposed w/ Brass Flange (SLBR)	52.80	52.98	53.90	56.95	60.04	62.26	64.39	68.54	72.50
Knurled Exposed w/ Brass Flange (KLBR)	55.30	56.20	57.72	63.95	67.67	69.22	73.08	78.05	83.27

1" DIAMETER POWDER COATED WHITE AND ALMOND STRAIGHT GRAB BARS

MODEL NUMBER AND SIZE

DESCRIPTION	01-1512 12"	01-1516 16"	01-1518 18"	01-1524 24"	01-1530 30"	01-1532 32"	01-1536 36"	01-1542 42"	01-1548 48"
Smooth Exposed (SJ)	43.32	46.32	47.62	54.63	61.01	62.46	69.16	71.61	78.49
Smooth Exposed w/ Brass Flange (SLBR)	54.87	58.35	61.82	67.53	69.13	77.58	85.01	88.10	95.39
Smooth Exposed w/ Chrome Flange (SLCH)	40.14	43.56	45.11	52.74	59.80	60.57	69.02	72.12	78.20

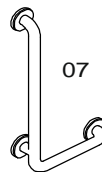
**** Specify color for above bars (01) for White and (02) for Almond ****

1" DIAMETER 90° ANGLE BARS

MODEL NUMBER AND SIZE

CHROME

DESCRIPTION	07-112416 24 x 16	07-113216 32 x 16
Smooth Exposed (SL)	71.52	77.66
Knurled Exposed (KL)	76.88	84.18
Smooth Exposed w/ Brass Flange (SLBR)	96.27	102.38
Knurled Exposed w/ Brass Flange (KLBR)	100.33	107.50

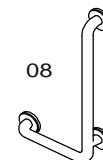


POWDER COATED

DESCRIPTION	07-152416 24 x 16	07-153216 32 x 16
Smooth Exposed (SJ)	74.52	89.98
Smooth Exposed w/ Brass Flange (SLBR)	91.63	108.26
Smooth Exposed w/ Chrome Flange (SLCH)	71.84	88.73

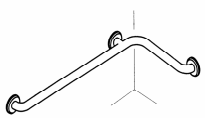
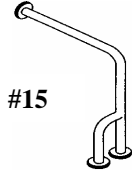
Specify color for above (01) White or (02) Almond

****07 model shown for opposite orientation order model 08**




1" DIAMETER CHROME INSIDE CORNER AND WALL TO FLOOR BARS

MODEL NUMBER AND SIZE

 <p>#25</p>	DESCRIPTION	25-113418 34 X 18	 <p>#15</p>	DESCRIPTION	15-113330 RH 33x30	16-113330 LH 33x30
	Smooth Exposed (SL)	84.30		Smooth Exposed (SL)	76.99	76.99
	Knurled Exposed (KL)	89.82		Knurled Exposed (KL)	78.37	78.37
	Smooth Exposed w/ Brass Flange (SLBR)	112.65		Smooth Exposed w/ Brass Flange (SLBR)	103.14	103.14
	Knurled Exposed w/ Brass Flange (KLBR)	119.12		Knurled Exposed w/ Brass Flange (KLBR)	108.00	108.00


1.25" DIAMETER CHROME STRAIGHT GRAB BARS

MODEL NUMBER AND SIZE

	DESCRIPTION	01-2112 12"	01-2116 16"	01-2118 18"	01-2124 24"	01-2130 30"	01-2132 32"	01-2136 36"	01-2142 42"	01-2148 48"
	Smooth Concealed (ST)	63.62	67.47	69.47	75.30	82.78	84.13	91.10	102.70	107.90
	Knurled Concealed (KT)	66.57	71.42	73.99	81.51	90.75	92.69	100.80	113.70	120.58
	Shur-Grip Concealed (GT)	98.01	107.21	115.16	127.81	150.19	155.63	164.65	180.94	202.86


1.25" DIAMETER BRASS STRAIGHT GRAB BARS

MODEL NUMBER AND SIZE

	DESCRIPTION	01-2712 12"	01-2716 16"	01-2718 18"	01-2724 24"	01-2730 30"	01-2732 32"	01-2736 36"	01-2742 42"	01-2748 48"
	Smooth Concealed (ST)	92.39	99.37	106.02	115.47	134.02	138.31	145.25	158.00	176.11
	Knurled Concealed (KT)	94.70	105.48	114.83	120.98	141.21	146.04	154.05	168.43	188.16
	Shur-Grip Concealed (GT)	98.06	107.21	115.16	127.81	150.19	155.63	164.65	180.94	202.86

1.25" DIAMETER CHROME W/ BRASS FLANGE STRAIGHT GRAB BARS


MODEL NUMBER AND SIZE



DESCRIPTION	01-2112 12"	01-2116 16"	01-2118 18"	01-2124 24"	01-2130 30"	01-2132 32"	01-2136 36"	01-2142 42"	01-2148 48"
Smooth Concealed (STBR)	98.97	106.36	113.53	123.52	143.43	147.97	151.94	168.97	188.31
Knurled Concealed (KTBR)	101.41	112.82	122.83	129.35	151.02	156.11	164.70	180.00	201.05
Shur-Grip Concealed (GTBR)	105.93	115.68	124.30	137.79	161.97	167.76	175.35	194.95	218.53

1.25" DIAMETER BRASS W/CHROME FLANGE STRAIGHT GRAB BARS


MODEL NUMBER AND SIZE



DESCRIPTION	01-2712 12"	01-2716 16"	01-2718 18"	01-2724 24"	01-2730 30"	01-2732 32"	01-2736 36"	01-2742 42"	01-2748 48"
Smooth Concealed (STCH)	98.97	106.36	113.53	123.52	143.43	147.97	151.94	168.97	188.31
Knurled Concealed (KTCH)	101.41	112.82	122.83	129.35	151.02	156.11	164.70	180.00	201.05
Shur-Grip Concealed (GTCH)	105.93	115.68	124.30	137.79	161.97	167.76	175.35	194.95	218.53

1.25" DIAMETER ANTIQUE BRASS STRAIGHT GRAB BARS


MODEL NUMBER AND SIZE



DESCRIPTION	01-2812 12"	01-2816 16"	01-2818 18"	01-2824 24"	01-2830 30"	01-2832 32"	01-2836 36"	01-2842 42"	01-2848 48"
Smooth Concealed (ST)	104.49	111.27	118.75	129.33	152.69	154.91	162.67	176.96	197.24
Knurled Concealed (KT)	106.06	118.14	128.62	135.50	158.16	163.55	172.55	188.65	210.75
Shur-Grip Concealed (GT)	109.83	119.42	130.21	143.14	168.22	174.32	184.52	197.46	227.19

1.25" DIAMETER SATIN NICKEL STRAIGHT GRAB BARS


MODEL NUMBER AND SIZE



DESCRIPTION	01-2712 12"	01-2716 16"	01-2718 18"	01-2724 24"	01-2730 30"	01-2732 32"	01-2736 36"	01-2742 42"	01-2748 48"
Smooth Concealed (STNP)	104.49	111.27	118.75	129.33	152.69	154.91	162.67	176.96	197.24
Knurled Concealed (KTNP)	106.06	118.14	128.62	135.50	158.16	163.55	172.55	188.65	210.75
Shur-Grip Concealed (GTNP)	109.83	119.42	130.21	143.14	168.22	174.32	184.52	197.46	227.19

1.25" DIAMETER OIL RUBBED BRONZE STRAIGHT GRAB BARS


MODEL NUMBER AND SIZE



DESCRIPTION	01-2712 12"	01-2716 16"	01-2718 18"	01-2724 24"	01-2730 30"	01-2732 32"	01-2736 36"	01-2742 42"	01-2748 48"
Smooth Concealed (STORB)	72.84	76.46	78.00	82.53	87.08	88.29	91.63	96.18	100.74
Knurled Concealed (KTORB)	80.12	84.10	85.80	90.78	95.78	97.11	100.79	105.79	110.81
Shur-Grip Concealed (GTORB)	84.61	89.64	96.40	99.64	107.14	109.66	114.66	122.18	129.83

1.25" DIAMETER POWDER COATED STRAIGHT GRAB BARS

MODEL NUMBER AND SIZE




DESCRIPTION	01-2612 12"	01-2616 16"	01-2618 18"	01-2624 24"	01-2630 30"	01-2632 32"	01-2636 36"	01-2642 42"	01-2648 48"
Smooth Concealed (ST)	62.84	66.46	68.00	72.53	77.08	78.29	81.63	86.18	90.74
Shur-grip Concealed (GT)	74.61	79.64	86.40	89.64	97.14	99.66	104.66	112.18	119.83
Textured Concealed (TX) * White Only *	67.84	71.46	73.00	77.53	82.08	83.29	86.63	91.18	95.74
Smooth Concealed w/ Chrome Flange (STCH)	77.77	84.03	90.31	96.54	106.98	109.99	119.29	122.65	133.34
Shur-Grip Concealed w/ Chrome Flange (GTCH)	91.53	100.83	106.72	119.49	134.47	139.02	151.37	159.33	174.63
Smooth Concealed w/ Brass Flange (STBR)	77.77	84.03	90.31	96.54	106.98	109.99	119.29	122.65	133.34
Shur-Grip Concealed w/ Brass Flange (GTBR)	91.53	100.83	106.72	119.49	134.47	139.02	151.37	159.33	174.63

** Specify color for above bars (01) for White, (02) for Almond, or (20) for Biscuit **

1.25" DIAMETER STAINLESS STEEL STRAIGHT GRAB BARS

MODEL NUMBER AND SIZE



DESCRIPTION	01-2212 12"	01-2216 16"	01-2218 18"	01-2224 24"	01-2230 30"	01-2232 32"	01-2236 36"	01-2242 42"	01-2248 48"
Smooth Concealed (ST)	45.77	47.36	48.55	52.22	55.94	57.12	59.58	63.25	66.90
Knurled Concealed (KT)	50.93	53.91	56.71	62.63	66.59	69.05	74.13	77.91	84.63
Peened Concealed (PT)	50.93	53.91	56.71	62.63	66.59	69.05	74.13	77.91	84.63
Shur-Grip Concealed (GT)	55.30	63.11	64.02	72.68	75.37	78.27	82.87	86.72	95.44

1.25" DIAMETER MIRROR FINISH STAINLESS STEEL STRAIGHT GRAB BARS

MODEL NUMBER AND SIZE



DESCRIPTION	01-2312 12"	01-2316 16"	01-2318 18"	01-2324 24"	01-2330 30"	01-2332 32"	01-2336 36"	01-2342 42"	01-2348 48"
Smooth Concealed (ST)	54.84	58.73	60.61	69.15	72.14	74.47	77.98	83.78	89.90
Knurled Concealed (KT)	57.62	61.50	63.38	72.73	74.91	78.20	80.74	86.54	92.67

1.25" DIAMETER 90° ANGLE GRAB BARS

MODEL NUMBER AND SIZE

CHROME

DESCRIPTION	07-212416 24 x 16	07-213216 32 x 16
Smooth Concealed (STA)	131.66	157.26
Knurled Concealed (KTA)	153.32	165.65



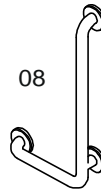
POWDER COATED

DESCRIPTION	07-262416 24 x 16	07-263216 32 x 16
Smooth Concealed (ST)	127.81	137.44
Shur-grip Concealed (GT)	156.93	171.74

Specify color for above (01) White or (02)

BRASS

DESCRIPTION	07-272416 24 x 16	07-273216 32 x 16
Smooth Concealed (STA)	271.10	277.56
Knurled Concealed (KTA)	278.33	288.45
Shurgrip Concealed (GTA)	301.37	311.06



STAINLESS STEEL

DESCRIPTION	07-222416 24 x 16	07-223216 32 x 16
Smooth Concealed (ST)	92.26	98.95
Knurled Concealed (KT)	114.82	123.07
Peened Concealed (PT)	114.82	123.07
Shurgrip Concealed (GT)	124.10	137.11

****07 part # shown for opposite orientation order part# 08**

CHROME

DESCRIPTION	09-213030 30 x 30
Smooth Concealed (STA)	163.66
Knurled Concealed (KTA)	180.93

POWDER COATED

DESCRIPTION	09-263030 30 x 30
Smooth Concealed (ST)	149.11
Shurgrip Concealed (GT)	182.30

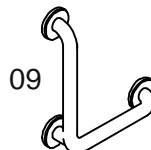
STAINLESS STEEL

DESCRIPTION	09-223030 30 x 30
Smooth Concealed (ST)	122.44
Knurled Concealed (KT)	144.74
Peened Concealed (PT)	144.74
Shurgrip Concealed (GT)	161.12

Specify color for above (01) White or (02) Almond

BRASS

DESCRIPTION	09-273030 30 x 30
Smooth Concealed (STA)	274.62
Knurled Concealed (KTA)	284.13
Shurgrip Concealed (GTA)	305.91



1.25" DIAMETER 120° ANGLE GRAB BARS

MODEL NUMBER AND SIZE

CHROME

DESCRIPTION	12-211212 12 x 12	13-211616 16 x 16	13-212424 24 x 24
Smooth Concealed (STA)	99.05	108.04	132.89
Knurled Concealed (KTA)	97.95	119.46	146.92
Shurgrip Concealed (GTA)	115.88	126.40	155.48


POWDER COATED

DESCRIPTION	12-261212 12 x 12	13-261616 16 x 16	13-262424 24 x 24
Smooth Concealed (ST)	88.60	97.36	143.49
Shurgrip Concealed (GT)	105.57	119.01	171.95

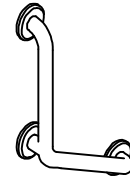
Specify color for above (01) White or (02) Almond

STAINLESS STEEL

DESCRIPTION	12-221212 12 x 12	13-221616 16 x 16	13-222424 24 x 24
Smooth Concealed (ST)	59.39	76.12	107.80
Knurled Concealed (KT)	77.11	96.63	128.32
Peened Concealed (PT)	77.11	96.63	128.32
Shurgrip Concealed (GT)	87.76	115.79	147.48



#12



#13

1.25" DIAMETER INSIDE CORNER BARS

MODEL NUMBER AND SIZE

CHROME

DESCRIPTION	25-213418 34 x 18
Smooth Concealed (STA)	177.19
Knurled Concealed (KTA)	183.59
Shurgrip Concealed (GTA)	207.31

BRASS

DESCRIPTION	25-273418 34 x 18
Smooth Concealed (STA)	289.62
Knurled Concealed (KTA)	320.92
Shurgrip Concealed (GTA)	398.07

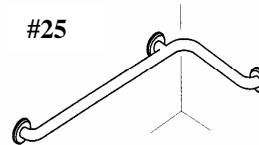
POWDER COATED

DESCRIPTION	25-263418 34 x 18
Smooth Concealed (ST)	157.42
Shurgrip Concealed (GT)	178.66

Specify color for above (01) White or (02) Almond

STAINLESS STEEL

DESCRIPTION	25-223418 34 x 18
Smooth Concealed (ST)	125.35
Knurled Concealed (KT)	127.13
Peened Concealed (PT)	127.13
Shurgrip Concealed (GT)	149.58



#25

1.25" DIAMETER WALL TO FLOOR SAFETY GRAB BARS

MODEL NUMBER AND SIZE

CHROME

DESCRIPTION	14-213330 33x30	15-213330 RH 33x30	16-213330 LH 33x30
Smooth Exposed (SE)	93.89	134.21	134.21
Knurled Exposed (KE)	102.81	140.22	140.22

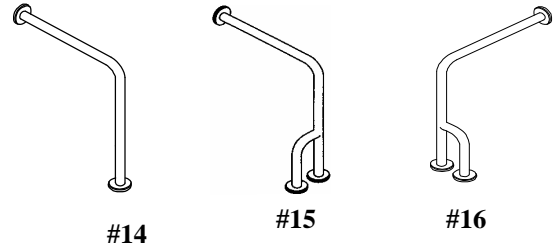
POWDER COATED

DESCRIPTION	14-263330 33x30	15-263330 RH 33x30	16-263330 LH 33x30
Smooth Concealed (ST)	120.67	166.66	166.66
Shurgrip Concealed (GT)	154.04	221.98	221.98

STAINLESS STEEL

DESCRIPTION	14-223330 33 x 30	15-223330 33 x 30	16-223330 33 x 30
Smooth Concealed (ST)	77.66	143.04	143.04
Knurled Concealed (KT)	93.74	148.01	148.01
Peened Concealed (PT)	93.74	148.01	148.01
Shurgrip Concealed (GT)	128.46	198.35	198.35

Specify color for above (01) White or (02) Almond



1.5" DIAMETER ANTIQUE BRASS STRAIGHT GRAB BARS

MODEL NUMBER AND SIZE

DESCRIPTION	01-5812 12"	01-5816 16"	01-5818 18"	01-5824 24"	01-5830 30"	01-5832 32"	01-5836 36"	01-5842 42"	01-5848 48"
Smooth Concealed (ST)	101.99	109.32	116.62	127.02	147.43	152.13	159.77	173.80	193.72
Knurled Concealed (KT)	104.18	116.02	126.32	133.08	155.34	160.64	169.46	185.28	206.98



1.5" DIAMETER SATIN NICKEL STRAIGHT GRAB BARS


MODEL NUMBER AND SIZE

DESCRIPTION	01-5712 12"	01-5716 16"	01-5718 18"	01-5724 24"	01-5730 30"	01-5732 32"	01-5736 36"	01-5742 42"	01-5748 48"
Smooth Concealed (STNP)	101.99	109.32	116.62	127.02	147.43	152.13	159.77	173.80	193.72
Knurled Concealed (KTNP)	104.18	116.02	126.32	133.08	155.34	160.64	169.46	185.28	206.98



1.5" DIAMETER OIL RUBBED BRONZE STRAIGHT GRAB BARS


MODEL NUMBER AND SIZE



DESCRIPTION	01-5712 12"	01-5716 16"	01-5718 18"	01-5724 24"	01-5730 30"	01-5732 32"	01-5736 36"	01-5742 42"	01-5748 48"
Smooth Concealed (STORB)	76.82	80.32	82.11	87.38	92.69	94.48	98.01	103.98	108.61
Knurled Concealed (KTORB)	84.50	88.35	90.32	96.11	101.95	103.92	107.81	114.37	119.47

1.5" DIAMETER POWDER COATED STRAIGHT GRAB BARS


MODEL NUMBER AND SIZE



DESCRIPTION	01-5612 12"	01-5616 16"	01-5618 18"	01-5624 24"	01-5630 30"	01-5632 32"	01-5636 36"	01-5642 42"	01-5648 48"
Smooth Concealed (ST)	66.82	70.32	72.11	77.38	82.69	84.48	88.01	93.98	98.61
Textured Concealed (TX) *White Only*	71.82	75.32	77.11	82.38	87.69	89.48	93.01	98.98	103.61

1.5" DIAMETER STAINLESS STEEL STRAIGHT GRAB BARS


MODEL NUMBER AND SIZE



DESCRIPTION	01-5212 12"	01-5216 16"	01-5218 18"	01-5224 24"	01-5230 30"	01-5232 32"	01-5236 36"	01-5242 42"	01-5248 48"
Smooth Concealed (ST)	47.61	50.20	51.46	55.36	59.29	60.55	63.16	67.05	70.91
Knurled Concealed (KT)	53.99	57.16	60.11	66.39	70.58	73.19	78.57	82.58	89.72
Peened Concealed (PT)	53.99	57.16	60.11	66.39	70.58	73.19	78.57	82.58	89.72

1.5" DIAMETER MIRROR FINISH STAINLESS STEEL STRAIGHT GRAB BARS


MODEL NUMBER AND SIZE



DESCRIPTION	01-5312 12"	01-5316 16"	01-5318 18"	01-5324 24"	01-5330 30"	01-5332 32"	01-5336 36"	01-5342 42"	01-5348 48"
Smooth Concealed (ST)	58.13	62.25	64.24	70.37	76.48	78.94	82.65	88.79	95.39
Knurled Concealed (KT)	60.89	65.02	67.01	73.14	79.25	81.71	85.42	91.56	98.06

1.5" DIAMETER STAINLESS STEEL PRISON/VANDAL PROOF GRAB BARS

MODEL NUMBER AND SIZE



DESCRIPTION	01-5212 12"	01-5216 16"	01-5218 18"	01-5224 24"	01-5230 30"	01-5232 32"	01-5236 36"	01-5242 42"	01-5248 48"
Smooth Exposed (SF-PB)	93.15	115.50	135.60	178.20	220.65	240.75	263.16	305.70	348.15

1.5" DIAMETER 90° ANGLE BARS

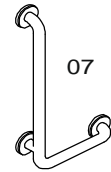
MODEL NUMBER AND SIZE

POWDER COATED

DESCRIPTION	07-562416 24 x 16	07-563216 32 x 16
Smooth Concealed (ST)	139.09	150.05

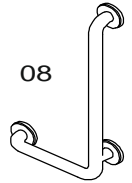
STAINLESS STEEL

DESCRIPTION	07-522416 24 x 16	07-523216 32 x 16
Smooth Concealed (ST)	100.35	104.88
Knurled Concealed (KT)	121.70	130.47
Peened Concealed (PT)	121.70	130.47



07

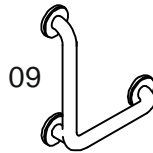
08



****07 part # shown for opposite orientation order part# 08**

POWDER COATED

DESCRIPTION	09-563030 30 x 30
Smooth Concealed (ST)	162.79



09

Specify color for above (01) White or (02) Almond

STAINLESS

DESCRIPTION	09-523030 30 x 30
Smooth Concealed (ST)	129.78
Knurled Concealed (KT)	153.42
Peened Concealed (PT)	153.42

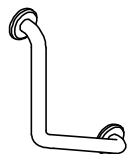
1.5" DIAMETER 120° ANGLE GRAB BARS

MODEL NUMBER AND SIZE

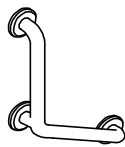
POWDER COATED

DESCRIPTION	12-561212 12 x 12	13-561616 16 x 16	13-562424 24 x 24
Smooth Concealed (ST)	98.61	106.31	156.66

Specify color for above (01) White or (02) Almond



#12



#13

STAINLESS STEEL

DESCRIPTION	12-521212 12 x 12	13-521616 16 x 16	13-522424 24 x 24
Smooth Concealed (ST)	65.24	82.25	114.26
Knurled Concealed (KT)	84.72	104.41	136.01
Peened Concealed (PT)	84.72	104.41	136.01

1.5" DIAMETER INSIDE CORNER BARS

MODEL NUMBER AND SIZE

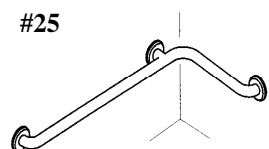
POWDER COATED

DESCRIPTION	25-563418 34 x 18
Smooth Concealed (ST)	166.87

Specify color for above (01) White or (02) Almond

STAINLESS STEEL

DESCRIPTION	25-523418 34 x 18
Smooth Concealed (ST)	126.44
Knurled Concealed (KT)	142.39
Peened Concealed (PT)	142.39



#25

1.5" DIAMETER WALL TO FLOOR SAFETY BARS

MODEL NUMBER AND SIZE

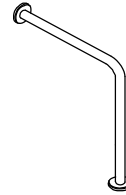
POWDER COATED

DESCRIPTION	14-563330 33x30	15-563330 RH 33x30	16-563330 LH 33x30
Smooth Concealed (ST)	131.74	178.72	178.72

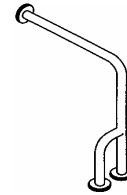
Specify color (01) White or (02) Almond

STAINLESS STEEL

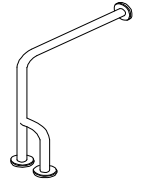
DESCRIPTION	14-523330 33 x 30	15-523330 33 x 30	16-523330 33 x 30
Smooth Concealed (ST)	86.85	148.94	148.94
Knurled Concealed (KT)	99.14	157.55	157.55
Peened Concealed (PT)	99.14	157.55	157.55



#14



#15



#16