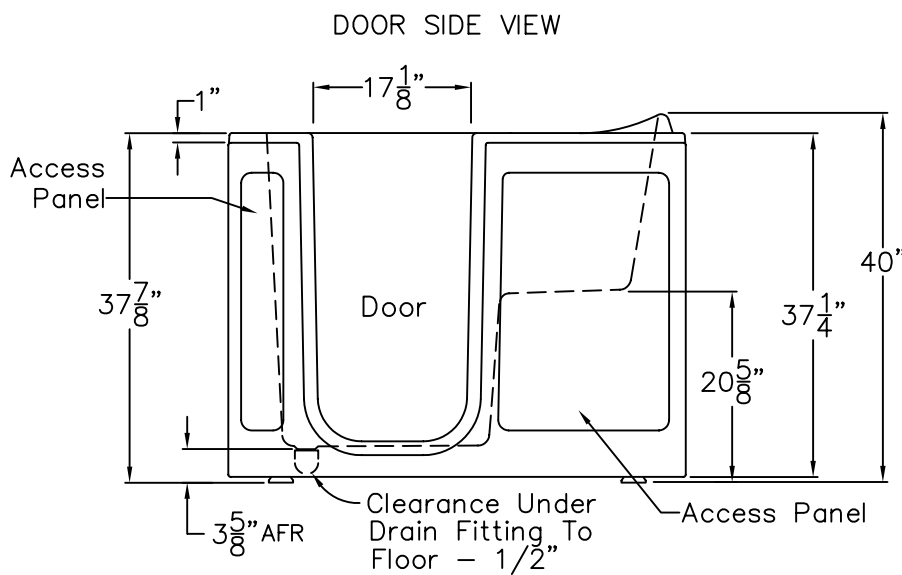
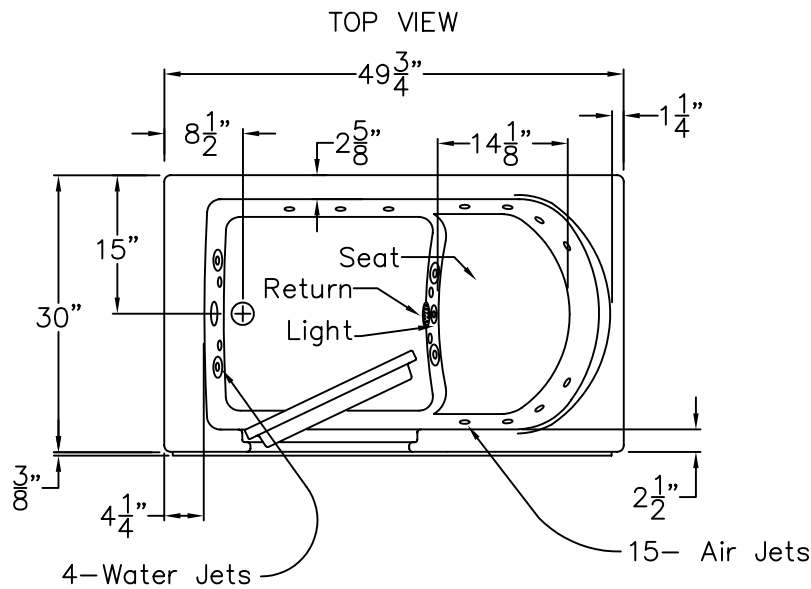
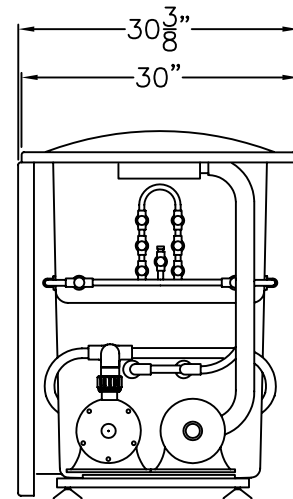


# LUXURY GELCOAT SERIES

## SUBMITTAL DATA



SEAT END VIEW



BBS 5030 WALK IN BATHTUB. UNIT MEASURES 49 3/4" x 30 3/8" x 37 7/8".  
 AVAILABLE WITH RIGHT OR LEFT SIDE ENTRY. UNIT HAS LARGE MOLDED SEAT.  
 COMBO MODEL AVAILABLE WITH 4 JET WHIRLPOOL SYSTEM, 15 AIR BUBBLER JETS,  
 AND MOOD LIGHT. AVAILABLE WITH WHIRLPOOL SYSTEM, OR AIR JET SYSTEMS.  
 UNIT ALSO AVAILABLE AS A SOAKING TUB.  
 SOME ITEMS SHOWN ARE OPTIONAL.

DUE TO THE NATURE OF THE MATERIALS  
 DIMENSIONS MAY VARY ± 1/2"

Job Name:	PRAXIS	
Model No.:	Drawing#: BBS 5030 Combo System	
Approved by:	Date Approved:	Date: 9-29-10 Revised: 3-3-11
Rep.:	Wholesaler:	Quote No.: